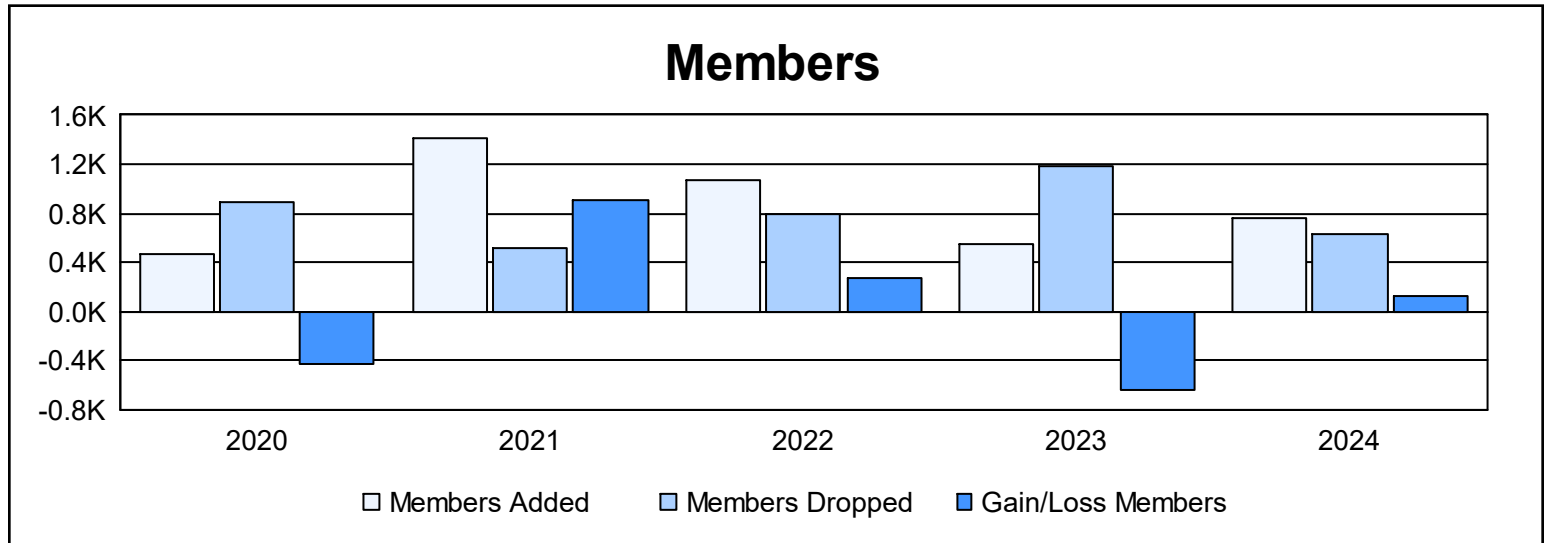
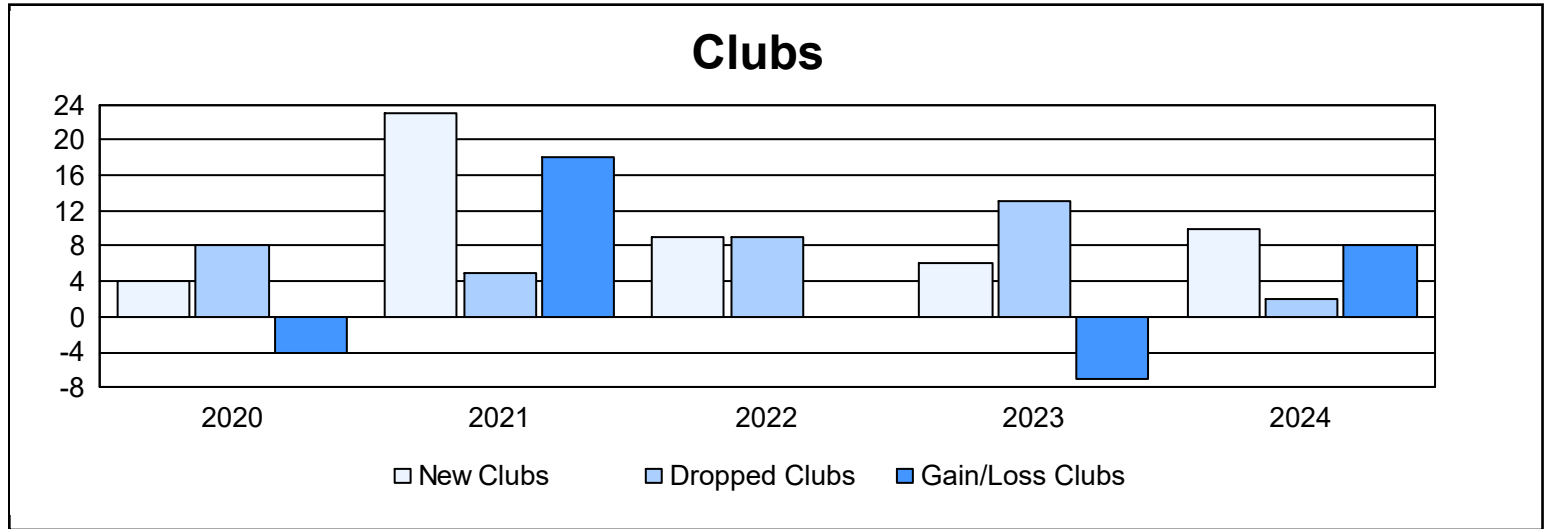
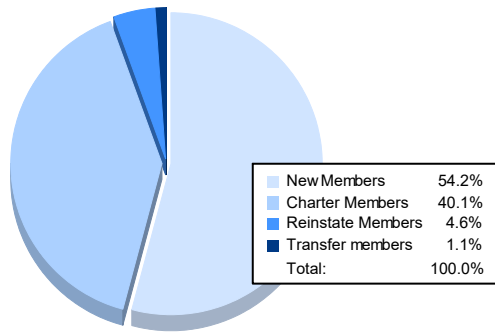


Year	New Clubs	Dropped Clubs	Gain/ Loss Clubs	New Members	Charter Members	Reinstate Members	Transfer Members	Total Member Added	Total Members Dropped	Gain/ Loss Members
2019-2020	4	8	-4	304	126	37	4	471	892	-421
2020-2021	23	5	18	829	550	25	10	1,414	515	899
2021-2022	9	9	0	731	264	58	11	1,064	795	269
2022-2023	6	13	-7	370	148	18	9	545	1,190	-645
2023-2024	10	2	8	410	303	35	8	756	631	125
<b>Average</b>	<b>10</b>	<b>7</b>	<b>3</b>	<b>529</b>	<b>278</b>	<b>35</b>	<b>8</b>	<b>850</b>	<b>805</b>	<b>45</b>



### Membership Composition June 2024 Cumulative



### Gender Composition June 2024 Cumulative

